

## Thomson Innovation 快速参考指南

登陆 <http://www.thomsoninnovation.com/>，输入用户名和密码访问 Thomson Innovation。

登录后的首页显示如下：

The screenshot shows the Thomson Innovation Patent Search interface. The browser address bar displays <http://www.thomsoninnovation.com>. The page title is "Thomson Innovation - Microsoft Internet Explorer". The interface includes a navigation menu on the left with items like "Search", "Saved Work", "My Account", "Preferences", and "Support". The main content area is titled "Patent Search" and features a "Quick Search" bar at the top with a dropdown menu set to "All Content" and a "GO" button. Below this, there are search criteria fields for "Text Fields", "Inventor" (with "Dale James D" entered), "Assignee/Applicant" (with "Fanuc Ltd" entered), and "Publication Date" (with "2005-01-01" entered). A "Run Search" button is prominently displayed. The footer contains copyright information for Thomson Reuters (2007-2010) and links for "Privacy", "Terms of Use", "Feedback", "Contact Us", and "Help".

① Quick Search: All Content [GO] ?

② Patent Search

③ Saved Work

④ My Account

⑤ Preferences

⑥ Support

⑦ Patent Search

⑧ Text Fields (printer AND scanner)

⑨ Inventor Dale James D

⑩ Assignee/Applicant Fanuc Ltd

⑪ Publication Date From: 2005-01-01 To: YYYY-MM-DD

⑫ Run Search

⑬ Run Search




⑭ Make these my default search preferences

⑮ Clear All Fields

⑯ Run Search

⑰ Copyright 2007-2010 THOMSON REUTERS

⑱ Privacy | Terms of Use | Feedback | Contact Us | Help

- ① **Quick Search:** 快速检索，您可以在该入口输入一个检索词或具体的专利号来进行快速检索，注意输入具体的专利号时，要选择 **Publication Number** 选项；
- ② **Search:** 检索面板，在该面板下，您可以选择检索的入口，专利检索 **Patent Search**、文献检索 **Literature Search**、商业信息检索 **Business Search** 或跨三种文献类型的检索 **Cross Search**；您也可以点击 **Search History** 进入您的检索历史界面中，来查看您账号下所做的所有检索。（注意：文献检索和商业检索只有在拥有检索该两种文献类型的权限账户下，才有该检索选项）；
- ③ **Saved Work:** 保存文件面板，在该面板下，您可以查找账户下所保存的所有文档，包括您的检索历史、Alert 跟踪、个人文件夹 **Personal Folder**、工作文件夹 **Work File**、公共文件夹 **Publication Folder**、以及您所创建的图表等；
- ④ **My Account:** 我的账户设置面板，个人参数设置、账户信息、密码变更等修改个人信息的入口等；
- ⑤ **Preferences:** 使用偏好设置面板，对您的 **Thomson Innovation** 系统进行个性化设置，包括默认的显示检索字段、检索结果显示字段的预置等；
- ⑥ **Support:** 技术支持面板，查看 **Help** 帮助文档，技术支持信息等；
- ⑦ **Collections to Search:** 专利数据库的选择，您可以点击选项前方的  小图标，来展开专利数据来源的选项，选择您所需要的各国专利数据、德温特 **DWPI** 专利数据或 **WIPO** 的专利数据；
- ⑧ **Search Criteria:** 检索字段，点击下拉菜单  选择需要的检索字段，点击字段旁边的  按钮，可以查看所选字段的含义；
- ⑨ **Browse:** 检索帮助选项，在选择特定字段时，文本框后会出现 **Browse** 选项，您可以点开它，来查看关于该字段下的代码帮助文档，例如 **IPC** 分类代码、**Derwent** 分类代码等；
- ⑩ **Run Search:** 检索选项，在数据库选择完成和构造完检索式后，点击 **Run Search** 来运行您的检索式。

在检索页面构造完成您的检索式后，点击 Run Search 进入检索结果页面，进行检索结果显示设定、筛选等工作。

http://www.thomsoninnovation.com - Thomson Innovation - Microsoft Internet Explorer

日本語で表示 Logout

THOMSON INNOVATION

Quick Search: Publication Numbers Excludes Native GO ? Tracking: No Active Trail Time: 00:00:00 New Trail

Welcome Celine! Patent Result Set

Result Set Preferences | Search History | Result Set Help

Refine Search 43,587 records found out of 77,941,066 records searched (Display Limit 60,000)

Edit Search Query: TAB=((printer AND scanner) NOT inkjet) AND DP>=(20000101); Submit Search Advanced Subsearch

Search Within Result Set: Text Fields Submit Search

Filter Results Click a single item to filter results or use check boxes to use multiple filters

Inventor	Assignee	Current IPC	Publication Year
<input type="checkbox"/> NAKAJIMA TOMOHIRO (143)	<input type="checkbox"/> CANON KK (6252)	<input type="checkbox"/> H04N 1/00 (8301)	<input type="checkbox"/> 2008 (6005)
<input type="checkbox"/> HAYASHI YOSHIAKI (135)	<input type="checkbox"/> RICOH KK (5689)	<input type="checkbox"/> G06F 3/12 (5681)	<input type="checkbox"/> 2007 (5934)
<input type="checkbox"/> KOMORI ISAO (130)	<input type="checkbox"/> SEIKO EPSON CORP (2376)	<input type="checkbox"/> G02B 26/10 (4798)	<input type="checkbox"/> 2009 (5409)
<input type="checkbox"/> SUZUKI SEIZO (126)	<input type="checkbox"/> FUJI XEROX CO LTD (1878)	<input type="checkbox"/> B41J 2/44 (4212)	<input type="checkbox"/> 2006 (4996)
<input type="checkbox"/> Motoyama, Tetsuro (123)	<input type="checkbox"/> BROTHER IND LTD (1644)	<input type="checkbox"/> B41J 29/38 (3435)	<input type="checkbox"/> 2005 (4554)

Filter Results

Patent Result Set 0 records selected

Save Alerts Marked List Document Delivery Analyze Exports & Reports Highlight Print

Publication Number	Assignee/Applicant	Publication Date	Current IPC
<input type="checkbox"/> <a href="#">US7831737B2</a>	RICOH KK	2010-11-09	G06F 15/16
<input type="checkbox"/> <a href="#">US7831696B2</a>	SAMSUNG ELECTRONICS CO LTD	2010-11-09	G06F 15/173
<input type="checkbox"/> <a href="#">US7831657B2</a>	RICOH KK	2010-11-09	G06F 13/00

Title: Apparatus, method, and system for selecting one of a plurality of communication methods for communicating via a network based on the detection of a firewall

Title: Apparatus for providing device information via network and a method thereof

Title: Electronic apparatus for identifying and utilizing external applications contained on external apparatuses


Displaying 1 - 50 of 43587 Page 1 of 872

Go to Page: GO Display 50 Records per page

System Notices: None

THOMSON REUTERS

Copyright 2007-2010 THOMSON REUTERS Privacy | Terms of Use | Feedback | Contact Us | Help

- ① **Return to Search Form:** 该功能用于返回您的检索式构造页面，查看或修改您的检索式；
- ② **Search History:** 检索历史选项，点击该选项可以进入您的检索历史界面，查看您账号下所构造的所有检索式；
- ③ **Refine Search:** 重新设置您的检索式，您可以在 **Edit Search Query** 界面中直接来编辑修改您的检索式；您也可以在 **Search Within Result Set** 中，对您的检索结果，选择检索字段，输入检索词进行二次精炼检索。注：您可以点击选项前方的  小图标，来展开该选项；
- ④ **Filter Results:** 过滤检索结果，在该选项中您可以针对不同检索字段的具体内容对检索结果进行过滤；例：需要查找 2008 年的专利，您就可以在 **Publication Year** 选项下勾选 2008，点击下方的 **Filter Results** 选项即可；（注：未选任何字段时，该选项是灰化无法点击的）；
- ⑤ **Display and Sort Options:** 检索结果显示和排序字段，点开该选项，您可以设置在检索结果中需要显示的字段，包括：**DWPI** 德温特题名、**Drawing** 专利图示等内容；您也可以设置检索结果排序方式 **Sort by**，专利家族归并 **Collapse by** 等选项；
- ⑥ 一条专利记录：在该结果中包括：专利号、题名、专利权人等信息，点击蓝色的专利号超链接可以进入到一条专利的全记录页面；
  - I **Save:** 在该选项下，您可以将您的检索结果保存到已有文件夹，或新建的文件夹中；
  - II **Alert:** 对您的检索式创建预警跟踪，或者针对个别专利创建预警跟踪；
  - III **Marked List:** 对检索结果中的记录进行标记识别；
  - IV **Document Delivery:** 下载检索结果中选中的专利 PDF 全文，**Order Patent Documents**；
  - V **Analyze:** 对检索结果进行分析，包括三种分析功能：**Charts** 图表分析，**Themescape** 专利地图，**Text Clustering** 文本聚类；
  - VI **Exports & Reports:** 该选项用于将检索结果中的专利的题录信息导出，包括专利号、题名、摘要、图示等字段的信息；
  - VII **Highlight:** 用于在检索结果中标亮您所设定的关键词，提高阅读检索结果的效率；
  - IX **Print:** 打印检索结果获选中的专利；

在检索结果中，选中某条专利，进入到其全记录的页面中：

http://www.thomsoninnovation.com - Thomson Innovation Record View - Microsoft Internet Explorer

Patent Record View - US7817658B2

Record View Help | Close Record Viewer

Add to Work File | Mark Record | Watch Record | Document Delivery | Translate | Citation Map | Highlight | Print

Jump To: Bibliography Abstract Classes/Indexing Legal Status Family Claims Description Citations Other Custom Fields

Hide Images Panel Show Highlighting Panel

### US7817658B2 Systems and methods for preparing a usage report with counter information

Show DWPI fields

#### Bibliography

**DWPI Title ?**  
Preparation method of usage report with counter information relating to a device e.g. imaging device, by retrieving cached counter information associated with device if device does not respond to counter request

**Original Title ?**  
Systems and methods for preparing a usage report with counter information

**Assignee/Applicant ?**  
Standardized: SHARP LAB OF AMERICA INC  
Original: Sharp Laboratories of America Inc.

**DWPI Assignee/Applicant ?**  
SHARP KK (SHAF); SHARP LAB AMERICA INC (SHAF)

**Inventor ?**  
Ferlitsch Andrew R.

**DWPI Inventor ?**  
FARLISH A R; FERLITSCH A R

**Publication Date (Kind Code) ?**  
2010-10-19 (B2)

**DWPI Accession / Update ?**  
2008-G83334 / 201069

**Application Number / Date ?**  
[US200608657A](#) / 2006-12-08

**Priority Number / Date / Country ?**  
[US200608657A](#) / 2006-12-08 / US

#### Abstract

**DWPI Abstract ?**  
[\(US20080137130A1\)](#)


#### Images(8)

View in: Single Row  
Scroll to view all images & click to enlarge

The image displays two block diagrams. The top diagram is titled 'Computing Device 200' and shows a central 'Processor 202' connected to 'Comm. Interface 204', 'Memory 206', 'Input 208', 'Output 210', and 'Other Components 212'. 'Comm. Ports 214' are also shown connected to the processor. The bottom diagram is titled 'Printing Device 200' and shows a similar architecture with 'Comm. Interface 204a', 'Memory 206a', 'Input 208a', 'Output 210a', and 'Other Components 212a', along with 'Comm. Ports 214a'.

Displaying Record 50 of 43,587

Go to page:  GO

- ① **Add to Work File:** 将该条专利记录保存到已有文件夹中;
- ② **Mark Record:** 对该条专利记录进行标记, 标记完后, 会在检索结果集中显示  [US7817658B2](#) 黄色标记;
- ③ **Watch Record:** 对该条专利记录创建预警跟踪, 跟踪该专利法律状态变化、专利家族变化、专利转让等信息;
- ④ **Document Delivery:** 下载该篇专利 PDF 全文的选项, **Order Patent Documents**;
- ⑤ **Translate:** 翻译选项, 将英文专利的全记录页面翻译成中文;
- ⑥ **Citation Map:** 专利引证图, 将单篇专利的引证关系以可视化的方式展现出来, 用以追踪技术发展、竞争情报;
- ⑦ **Highlight:** 用于在检索结果中标亮您所设定的关键词, 提高对关键词的读取效率;
- ⑧ **Jump to:** 用于快速跳跃到需要阅读的专利全记录具体信息上 (而不需要拖动右侧的滑块来寻找需要阅读的信息), 例如: 当需要了解专利的法律状态时, 可直接点击 “**Legal Status**”。
- ⑨  **PDF 图标:** 点击该图标可以直接获取该篇专利的全文;
- ⑩ **Show Highlighting Panel:** 选择需要显示或隐藏 **Highlight** 面板;